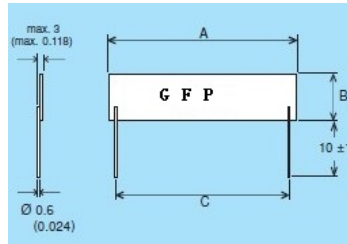



GFP/GHP Series Thick Film Planar Resistors, High Voltage



FEATURES

These resistors are quite economic design high voltage resistor, Able to provide high dense assembly in multi application.

Two different coating:

GFP series:

225°C high temperature silicone coating

GHP series:

Surface silicon printing, as an economic option, max stand voltage be 24kv, Six different spec, 3mm for max thickness.

Non-inductive design.

Termination: Standard lead material is tin plated copper



RoHS*
COMPLIANT

HALOGEN
FREE

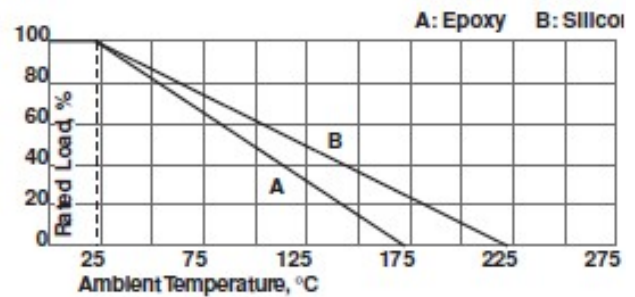
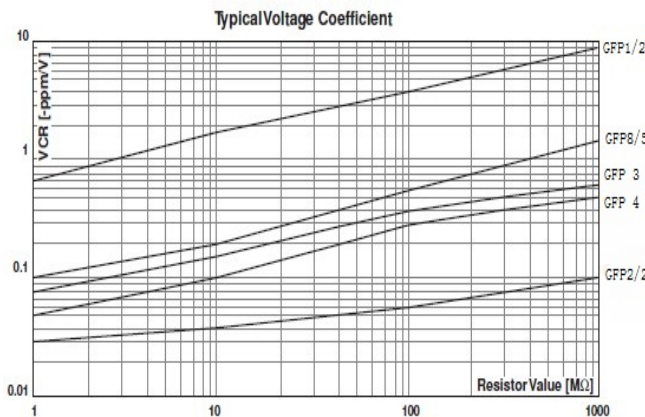
MECHANICAL SPECIFICATIONS

Resistance range: 200 Ω to 2 G Ω

Tolerance: ±0.2% to ±10%

Temperature coefficient: (500MΩ) ± 80ppm/°C (+25°C to +105°C)

Max working voltage: 130%



STANDARD ELECTRICAL SPECIFICATIONS					
Part Number	Watt	Max Voltage.(V)	Length(A)	Wide(B)	Lead Spacing (c)
HVRGFP1/2	0.50	4,000	12.90	3.40	10.20
HVRGFP 5/5	0.65	6,000	17.15	3.40	15.24
HVRGFP 6/5	1.20	3,500	20.00	5.08	17.78
HVRGFP 8/5	1.60	8,000	25.60	5.30	22.90
HVRGFP 3	3.00	12,000	38.30	6.60	35.50
HVRGFP 4	4.00	15,000	51.00	6.60	48.20
HVRGFP 2/2	5.00	22,000	51.00	12.90	48.20
HVRGHP1/2	0.50	4,000	13.60	4.50	10.20
HVRGHP5/5	0.65	6,000	17.85	4.50	15.24
HVRGHP 8/5	1.60	8,000	25.90	6.30	22.90
HVRGHP 3	3.00	12,000	38.70	7.50	35.50
HVRGHP 4	4.00	15,000	51.30	7.50	48.20
HVRGHP 2/2	5.00	24,000	51.30	14.20	48.20